







Cooling System Tonnage	Recommended Recovery Unit	Specifications	Specifications	Order Number/Options	Power Options
1 to 20		<b>Microvac</b> <b>0.75hp Oil-less</b> Push Pull (R22) Direct Liquid (R22) Hi-Temp Vapor (R22) Low Pressure cut out Weight Dimensions (lxwxh)	14.01 lbs/min 5.04 lbs/min 0.31 lbs/min 10"Hg 30-lbs 13.5"x9"x16.75	MVSII-115 MVSII-240	115/60/1, 110/50/1 230/60/1, 220/50/1
20 to 140		<b>Handivac</b> <b>1.5hp Oil-less</b> Push Pull (R22) Direct Liquid (R22) Hi-Temp Vapor (R22) Low Pressure cut out Weight Dimensions (lxwxh)	25 lbs/min 7.80 lbs/min 0.62 lbs/min 15"H 63-lbs 18"x10"x16"	RTO-500-115-F RTO-500-240-F	115/60/1, 110/50/1 230/60/1, 220/50/1
140 to 400		<b>MityVac</b> <b>1.5hp Open Drive</b> Push Pull (R22) Vapor (R22) Low Pressure cut out Weight Dimensions (lxwxh)	55 lbs/min 1.56 lbs/min 15"Hg 100-lbs 19"x14"x21"	MRH-115-E MRH-240-E	115/60/1, 110/50/1 230/60/1, 220/50/1
400 to 2000+		<b>EVAC Commercial</b> <b>3.0hp Open Drive</b> Push Pull (R22) Vapor (R22) Low Pressure cut out Weight (lbs) <u>Dimensions (lxwxh):</u>	325 lbs/min 6.0 lbs/min 15"Hg 275 32"x29"x45"	CRH-A-230-1-E CRH-A-240-3-E CRH-A-460-3-E CRH-A-575-3-E	230/60/1, 220/50/1 230/60/3, 220/50/3 460/60/3, 415/50/3 575/60/3, 550/50/3 <b>Cooling:</b> Air only
400 to 2000+  All Sizes R11 & R123		<b>ALLVAC</b> <b>3.0hp Open Drive</b> Push Pull (R22) Vapor (R22) Low Pressure cut out Push Pull (R11) Vapor (R11) Final Vacuum Weight (lbs) <u>Dimensions (lxwxh):</u>	325 lbs/min 6.0 lbs/min 15"Hg 100 lbs/min 0.66 lbs/min 29"Hg 285 32"x29"x45"	ARH-A-230-1-E ARH-A-230-3-E ARH-A-460-3-E ARH-A-575-3-E ARH-W-230-3-E ARH-W-230-1-E ARH-W-460-3-E ARH-W-575-3-E	230/60/1, 220/50/1 230/60/3, 220/50/3 460/60/3, 415/50/3 575/60/3, 550/50/3 230/60/1, 220/50/1 230/60/3, 220/50/3 460/60/3, 415/50/3 575/60/3, 550/50/3 <b>Cooling:</b> - "A" Air only - "W" Air & water combination
All Sizes R11 & R123		<b>LOVAC R11/R123/R113</b> <b>2.0hp Open Drive</b> Push Pull (R11) Vapor (R11) Final Vacuum Weight (lbs) <u>Dimensions (lxwxh):</u>	100 lbs/min 0.66 lbs/min 29"Hg 211 26"x25"x45"	CRL-115-4 CRL-240-E	115/60/1, 110/50/1 230/60/1, 220/50/1 <b>Cooling:</b> - Water only